

VACUTEX™

The 3-in-1 solution for Hard to Heal Wounds



**FACILITATING THE HEALING
IN AND AROUND HARD TO HEAL WOUNDS
BY IMPROVING OXYGEN LEVELS
AND REDUCING EXUDATE AND OEDEMA LEVELS.^{1,2}**



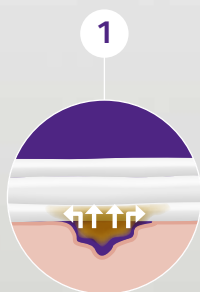
The 3-in-1 solution for Hard to Heal Wounds

VACUTEX™ is a special type of wound dressing that consists of a patented 3-layer structure of Polyester and Polyester-Cotton filaments, that mechanically works as a low level “pump” through capillary action.⁴

It is not identical to Negative Pressure Wound Therapy, but has an autologous mechanism similar to NPWT.

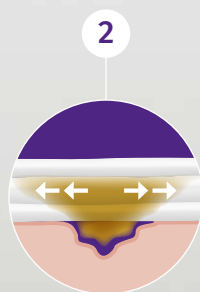
VACUTEX™ can be used for hard to heal wounds with moderate to heavy amounts of exudate and slough.

THE WORKING PRINCIPLE OF A WOUND DRESSING WITH STRONG CAPILLARY ACTION:



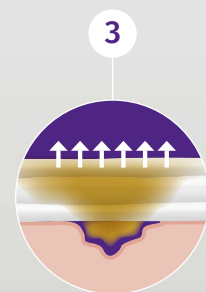
CONTINUOUS DRAWING

Wound fluid and oedema is continuously and 100% drawn out of the wound bed by the 1st layer of the VACUTEX™ wound dressing. The drawing power of VACUTEX™ only works if the capillary channels are in direct contact with the wound fluid. For deep wounds several layers of the VACUTEX™ wound dressing can be used on top of each other. VACUTEX™ can also be used as a drain for undermined wounds.



DRAINAGE

The wound fluid and oedema that is drawn out of the wound will be locked and spread in the central (middle) layer of the VACUTEX™ wound dressing through horizontal drainage. VACUTEX™ remains dry on the skin contact side, but in the wound bed the dressing remains moist. Because of this the wound fluid will not macerate the wound edges.



DRAINAGE AND REMOVAL

When the central (middle) layer of the VACUTEX™ wound dressing is saturated, the excess of wound fluid is transported to the third (outer) layer of the VACUTEX™ wound dressing. From this layer, the wound fluid will evaporate or (in case of high amounts of exudate) can be absorbed by a secondary (super absorbent) wound dressing on top of VACUTEX™. Fixation of VACUTEX™ is recommended with a highly breathable but simple gauze bandage.

WHAT IS THE IMPACT OF A STRONG CAPILLARY ACTION DRESSING ON THE WOUND HEALING PROCESS OF HARD TO HEAL WOUNDS?

Significant reduction of superficial and deeper oedema in and around the wound.

Reducing oedema will improve the microcirculation and the blood supply in and around the wound, creating a significant faster wound healing process.^{1,2,3}
As long as there is oedema in and around the wound, the wound will never heal completely.

Elevation of the local (1mm) and deeper (3-6mm) oxygen levels in and around the wound.

This will improve the oxygenation of the wound tissue and granulation tissue will be created faster.

The effects of VACUTEX™ mentioned above will have a positive impact on the Tissue Hemoglobin Index in the blood in the wound area.

This will increase the oxygenation in the wound area that will further improve the wound healing process.^{2,3,4}

VACUTEX™ contributes to the mechanical debridement of the wound.

By removing debris out of the wound VACUTEX™ will help to create the necessary wound bed preparation to achieve an optimal wound healing process.

INDICATIONS VACUTEX™:

DIABETIC ULCERS
VENOUS LEG ULCERS
PRESSURE ULCERS
ACUTE/CLOSED/SURGICAL WOUNDS WITH OEDEMA ISSUES

CONTRA INDICATIONS VACUTEX™:

ARTERIAL BLEEDING
COMBINATIONS WITH PARAFFIN BASED DRESSINGS.

VACUTEX™

The 3-in-1 solution for Hard to Heal Wounds

VACUTEX™ IS AVAILABLE IN DIFFERENT SIZES, SUITABLE FOR THE TREATMENT OF HARD TO HEAL WOUNDS

ARTICLE CODE	DESCRIPTION	SALES UNIT
VAC005005	VACUTEX™ wound dressing 5x5cm (2 x 2 inch)	1 Box / 10 dressings
VAC010010	VACUTEX™ wound dressing 10x10cm (4 x 4 inch)	1 Box / 10 dressings
VAC010015	VACUTEX™ wound dressing 10x15cm (4 x 6 inch)	1 Box / 10 dressings
VAC010020	VACUTEX™ wound dressing 10x20cm (4 x 8 inch)	1 Box / 10 dressings
VAC001040	VACUTEX™ wound drain 1x40cm (0.4 x 16 inch)	1 Box / 10 dressings
VAC010100	VACUTEX™ wound roll 10x100cm (4 x 40 inch)	1 Box / 5 rolls



PROTEX HEALTHCARE,
Duwijckstraat 17, 2500 Lier, Belgium
info@protexhealthcare.com, www.protexhealthcare.com

VACUTEX™ is manufactured under the US Patentnr. 7,112,712

1 "Hyperspectral imaging of tissue perfusion and oxygenation in wounds: assessing the impact of a micro capillary action dressing", Thomas Wild, Markus Becker, Jochen Winter e.a., JWC, volume 27, umber 1, Jan 2018, p.38-51. 2 Reduction of intra-wound edema in DFU with a capillary dressing, A. Probst, Kreiskliniken Reutlingen GmbH Germany K. van Acker, A. Buysens, Centre de Santé des Fagnes Diabétologie Endocrinologie, Chimay, Belgium, EWMA May 2018, Krakau 3 Novel treatments for targeting Oedema in Diabetic Foot Ulcers, Diabetis UK magazine, March 2019, A. Probst, Klinikum am Steinenberg/Ermstaklinik, Reutlingen, Germany 4 Intérêt du Vacutex dans la prise en charge des plaies: le chaînon manquant? A propos de 10 cas., Dr. F. Duteille, Service de Chirurgie Plastique, Centre des Brûlés, CHU Nantes, France, Janvier 2019, Poster sur les Journées Cicatrisations 2019, Paris, France.